



**gama**<sup>TM</sup>  
G & A INTERNATIONAL

# Catch 8<sup>TM</sup>

*the Ultimate kick & throw machine...*

**Quickens your response time, agility  
and speed as you try to catch it**

**SOCCER**

**CRICKET**

**RUGBY**

**AMERICAN FOOTBALL**

**AUSSIE RULES FOOTIE**

**TENNIS**

**SQUASH**

# Catch 8<sup>TM</sup>

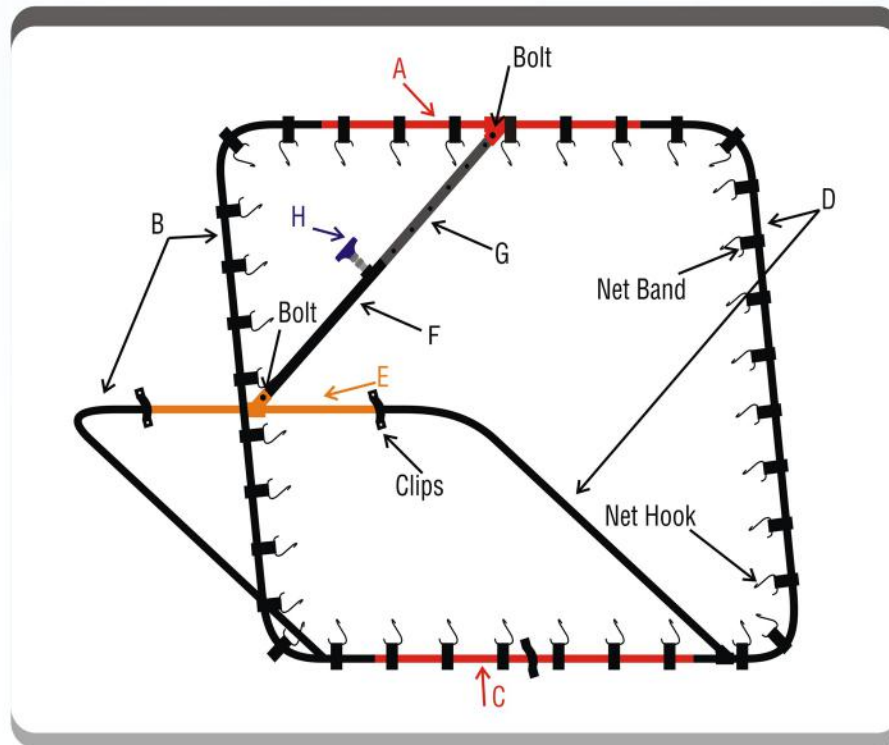
*the Ultimate kick & throw machine...*

Unleashing the latest features :



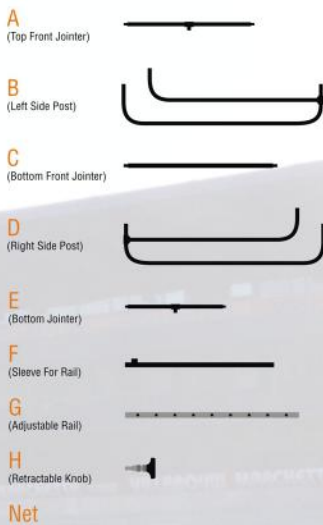
- **Portable & Collapsible**, easy for storage/transportation
- **Versatile Training Aid** for Target Passing skill training in backyard, school & club, hand-eye coordination, Speed, Power, Agility & Fast Foot training
- **User friendly**, easy to install and dismantle, supplied with installation manual
- **Adjustable Net tension & Angle** for use by Amateurs/ Professionals
- **Universal** for Soccer, Cricket, Tennis, Rugby, American Football, Aussie Rules Footie & Squash
- **High Rebound Technology** for unpredictable response



# Assembly :



## Includes :



## Assembly Instructions :

Place all parts from the box in a clear area and position them on the floor in front of you. Remove all packing materials and place them back into the box. Do not dispose of the packing materials until assembly is completed. Read each step carefully below before beginning.

Step 1: Join parts A, B, C, D & E in series to make square frame & base

Step 2: Put G in F and screw H on F

Step 3: Fix G in A with the help of bolt

Step 4: Fix F into A With the help of bolt

Step 5: Insert net hooks in bungee loops and put the loops on tubing with 8 loops on each side by opening each joint & then rejoining again

Step 6: Hang & stretch the net in the frame by putting the bungee loops & inserting hooks in the meshes on the periphery of the net at equal distance

Step 7: Adjust the angle of the frame/net by pulling the retractable knob in the desired position & then releasing the same

Step 8: For outdoor play reinforce the unit with two clips at the back & one clip in front with the help of ground J-pegs provided

To disassemble, reverse assembly steps.

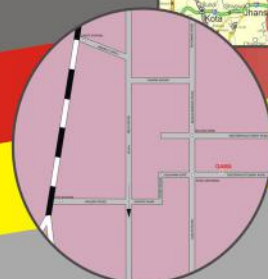


The **Catch8™** is an amazing training aid for sports persons who want to increase their coordination skills and agility in their chosen game. **Catch8™ quickens your response time, agility and speed as you try to catch it.** Its fun, simple, and incredibly versatile making it ideal for a variety of training programs at all levels.

At **GAMA**, you can buy **Catch8™** that can help you in improving your reaction time while playing your favorite sport. To catch it after every bounce, a sports person needs to have lightning quick reflexes and excellent focus as the ball bounces, pops and leaps in unpredictable directions.

Regular practice with **Catch8™** can help in developing both the qualities and becoming a better sports person with enhanced awareness on the sports field. The **Catch8™** is perfect from beginner to professional levels and will bring a dynamic change in your practice sessions.

Go Leaps & Bounds as you try to catch with **Catch8™** !



## G & A International

ISO 9001:2008 Certified

Admin Office:

354 Govindlok  
61 Shivaji Road  
Meerut - 250001(INDIA)

Telefax: +91-121-4035035

Email: [info@gamaindia.com](mailto:info@gamaindia.com)

Web : [www.gamaindia.com](http://www.gamaindia.com)